

# MALAWI TB FACT SHEET

## Estimates of TB burden, a 2015


### Number (thousands)


### Rate (per 100 000 population)

Mortality (excludes HIV+TB)	2.3 (1.3–3.6)	13 (7.7–21)
Mortality (HIV+TB only)	6.6 (3.5–11)	38 (20–62)
Incidence (includes HIV+TB)	33 (18–53)	193 (104–310)
Incidence (HIV+TB only)	18 (9.4–29)	104 (55–168)
Incidence (MDR/RR-TB) <sup>b</sup>	0.44 (0.12–0.75)	2.6 (0.70–4.4)

Total cases notified   -17,104

Total new and relapse   -15,737


— % tested with rapid diagnostics at time of diagnosis  6%


— % with known HIV status  93%

— % pulmonary  75%

— % bacteriologically confirmed among pulmonary  58%

## Estimated TB incidence by sex (thousands), a 2015

Females- 13 (3.5 – 23) 

Males- 20 (12 – 28) 

Total- 33 (18 – 53) 